

Utječe li blizina sukobu na turizam: Slučaj NATO bombardiranja

Tkalec, Marina; Žilić, Ivan

Source / Izvornik: **Radni materijali EIZ-a, 2017, 1 - 22**

Journal article, Published version

Rad u časopisu, Objavljena verzija rada (izdavačev PDF)

Permanent link / Trajna poveznica: <https://um.nsk.hr/um:nbn:hr:213:347835>

Rights / Prava: [Attribution-NonCommercial-NoDerivatives 4.0 International/Imenovanje-Nekomercijalno-Bez prerada 4.0 međunarodna](#)

Download date / Datum preuzimanja: **2024-11-20**



Repository / Repozitorij:

[The Institute of Economics, Zagreb](#)

Marina Tkalec and Ivan Žilić

Does Proximity to Conflict Affect Tourism: Evidence from NATO Bombing

Rujan • September 2017

Radni materijali EIZ-a • EIZ Working Papers



HR EXCELLENCE IN RESEARCH

e i z ekonomski
institut,
zagreb

Br . No EIZ-WP-1704

Radni materijali EIZ-a
EIZ Working Papers
EIZ-WP-1704

Does Proximity to Conflict Affect Tourism:
Evidence from NATO Bombing

Marina Tkalec

Research Associate
The Institute of Economics, Zagreb
Trg J. F. Kennedyja 7
10000 Zagreb, Croatia
T. 385 1 2362254
F. 385 1 2335165
E. mtkalec@eizg.hr

Ivan Žilić

Research Assistant
The Institute of Economics, Zagreb
Trg J. F. Kennedyja 7
10000 Zagreb, Croatia
T. 385 1 2362238
F. 385 1 2335165
E. izilic@eizg.hr

www.eizg.hr

Zagreb, September 2017

IZDAVAČ / PUBLISHER:

Ekonomski institut, Zagreb / The Institute of Economics, Zagreb
Trg J. F. Kennedyja 7
10000 Zagreb
Croatia
T. 385 1 2362 200
F. 385 1 2335 165
E. eizagreb@eizg.hr
www.eizg.hr

ZA IZDAVAČA / FOR THE PUBLISHER:

Maruška Vizek, ravnateljica / director

GLAVNI UREDNIK / EDITOR:

Ivan-Damir Anić

UREDNIŠTVO / EDITORIAL BOARD:

Katarina Bačić
Tajana Barbić
Sunčana Slijepčević
Paul Stubbs
Marina Tkalec
Iva Tomić
Maruška Vizek

IZVRŠNA UREDNICA / EXECUTIVE EDITOR:

Ivana Kovačević

Tiskano u 50 primjeraka
Printed in 50 copies

ISSN 1846-4238
e-ISSN 1847-7844

Stavovi izraženi u radovima u ovoj seriji publikacija stavovi su autora i nužno ne odražavaju stavove Ekonomskog instituta, Zagreb. Radovi se objavljuju s ciljem poticanja rasprave i kritičkih komentara kojima će se unaprijediti buduće verzije rada. Autor(i) u potpunosti zadržavaju autorska prava nad člancima objavljenim u ovoj seriji publikacija.

Views expressed in this Series are those of the author(s) and do not necessarily represent those of the Institute of Economics, Zagreb. Working Papers describe research in progress by the author(s) and are published in order to induce discussion and critical comments. Copyrights retained by the author(s).

Contents

Abstract	1
Sažetak	2
1 Introduction	3
2 Tourism and Conflict	4
3 Background of the NATO Bombing of Yugoslavian Territory	5
4 Methodology and Data	7
4.1 Identification	8
5 Results	11
6 Channel of Adverse Effect: Proximity or Perception	16
7 Conclusion	21
References	22

DOES PROXIMITY TO CONFLICT AFFECT TOURISM: EVIDENCE FROM NATO BOMBING

Marina Tkalec*
Ivan Žilić†

Abstract

Although conflict, war, violence, and terrorism naturally affect tourism, research that identifies possible channels through which these effects propagate is scarce. We explore if the adverse effects are channeled through proximity to conflict areas. We use the conflict in Kosovo in 1999 and the country Croatia as a quasi-natural experiment and take advantage of the specific north-west to south-east orientation of Croatian Adriatic counties to identify the effect of NATO bombing in Kosovo on tourism outcomes as well as the potential proximity channel. Using data on the population of Croatian firms in the 1993–1999 period and the difference-in-differences identification strategy we find that tourism companies' revenues decreased significantly due to NATO bombing, especially in accommodation services and in companies with 50 or more employees. By analyzing heterogeneous effects with respect to the distance of the firm from Kosovo—using a linear and a more flexible model—we argue that within-country proximity to conflict is not a significant channel through which the negative effect propagates.

Keywords: conflict; difference-in-differences; firm-level; tourism.

JEL classification: C31, D74, L6, L83, Z3.

*Corresponding author. Research associate at the Institute of Economics, Zagreb. E-mail: mtkalec@eizg.hr

†Research assistant at the Institute of Economics, Zagreb and PhD student at the Johannes Kepler University, Linz. E-mail: izilic@eizg.hr

UTJEČE LI BLIZINA SUKOBU NA TURIZAM: SLUČAJ NATO BOMBARDIRANJA

Sažetak

Iako sukobi, rat, nasilje i terorizam prirodno utječu na turizam, rijetka su istraživanja koja identificiraju moguće kanale kojima se ti učinci šire. U ovom radu istražujemo šire li se štetni učinci putem kanala blizine području sukoba. Sukob na Kosovu 1999. godine i Hrvatsku, a posebno njezinu specifičnu sjeverozapadno-jugoistočnu orijentaciju jadranskih županija, koristimo kao kvaziekperiment kojim identificiramo učinak bombardiranja NATO-a na Kosovu na turizam u Hrvatskoj kao i potencijalni kanal blizine sukobu. Koristeći podatke o hrvatskim poduzećima u razdoblju od 1993. do 1999. godine i identifikacijsku strategiju razlike-u-razlikama, pronalazimo da su prihodi od turizma bili značajno smanjeni zbog bombardiranja NATO-a, posebice u poduzećima koja pružaju usluge smještaja i u poduzećima s 50 ili više zaposlenih. Analizom heterogenih učinaka s obzirom na udaljenost poduzeća od Kosova—koristeći linearni i fleksibilniji model—tvrdimo da unutar zemlje blizina sukobu nije značajan kanal kojim se širi negativni učinak bombardiranja.

Ključne riječi: sukob; razlika-u-razlikama; poduzeća; turizam.

JEL klasifikacija: C31, D74, L6, L83, Z3.

1 Introduction¹

Tourism—as an activity largely based on pleasant experiences—is fundamentally incompatible with conflict, war, violence, and terrorism. While the 21st century has so far been statistically the most peaceful one, numerous violent conflicts and comprehensive media coverage have brought dreadful events into the cities and homes of many people. For example, according to the Institute for Economics and Peace (2016) the number of countries experiencing a terrorist attack in 2015 amounted up to 92 with 29,376 people dying during these terrorist events. When wars and other sorts of conflict are added, the number goes up by a high degree. While these horrific events are important issues on their own, it remains to see how they affect tourism. Recent crisis events in popular tourist destinations—for example, attacks in Tunisia, Turkey, France and Spain—might shift tourist demand towards places which are perceived safer.

While the literature on the nexus between violent conflict and tourism is (unfortunately) growing, the empirical evidence on the channels of these adverse effects is scarce. In this paper, using a dataset on the universe of Croatian firms and the difference-in-differences identification strategy, we explore how the NATO bombing of Kosovo and the rest of the Yugoslavian² territory in 1999 affected revenues of firms in the tourism sector in Croatia—which, at the time, was a neighboring country of the conflict-infected Yugoslavia.

Given that firm-level data contain information on firm location, we are able to explore not only the magnitude, sign and significance of the effect, but also analyze a potential channel of within-country proximity to conflict. In particular, we are interested if the adverse effect is stronger if the firm in the tourism sector is closer to the bombing site. In order to answer this question we use the north-west to south-east orientation of the seven Croatian Adriatic counties. The utmost north county, Istria, is less than 100 km away from Venice, while the utmost south Dubrovnik-Neretva county bordered with the Federal Republic of Yugoslavia and was only 160 km from Kosovo (where most of the NATO bombings took place). If a heterogeneous effect with respect to proximity is established—tourism firms closer to conflict (ones on the south) suffered more in 1999—we can argue that within-country proximity to conflict is a significant channel of this adverse effect.

We find compelling evidence that revenues of firms in the tourism sector in Croatia decreased significantly due to NATO bombing, especially in accommodation services and in companies with

¹This work has been fully supported by TVOJ GRANT@EIZ.

²One must take into account that in 1999, Yugoslavia was composed of Serbia and Montenegro only, and that Kosovo was a part of Serbia.

50 or more employees. The magnitude of the effect is around -16.6% and this result is stable across numerous robustness checks—with different samples and different specifications. However, constructing a measure of distance between the municipality of the firm’s headquarters and NATO bombing site (Kosovo), and using this proximity as an intensity of exposure to conflict, we do not find any evidence that closer firms experienced more adverse effects. Results of both linear and a more flexible specification yield the same conclusion: within-country proximity to conflict does not significantly affect the magnitude of the negative effect.

The contribution is twofold. First, we document the effect of the Kosovo conflict and the NATO bombing in 1999 on Croatian tourism thus exploring a part of economic consequences of conflict by proxy. Second, we use the conflict in Kosovo and the country of Croatia as a quasi-natural experiment and take advantage of the specific north-west to south-east orientation of Croatian Adriatic counties to identify and estimate a potential within-country proximity channel. While the results established in this paper are certainly context—i.e. Croatian-specific, they argue that, given the violent conflicts in popular tourist destinations, this research can facilitate understanding of negative effects of conflict on tourism and their channels.

The rest of the paper is organized as follows. In the second section we review the literature, from conflict and terrorism studies to tourism research, in order to motivate our research idea, while section three provides details on the NATO bombing of Yugoslavian territory. Section four describes the data, methodology, and the identification strategy, while in section five we present our baseline results. This is followed by a discussion on the channel of adverse effects, while the last section concludes the paper.

2 Tourism and Conflict

Existing tourism and conflict literature mostly documents events that cause tourism to tumble and on occasion tries to measure the size of the effect, the geographical reach, and the time it took tourism to stabilize after the unagreeable event(s). Enders & Sandler (1991) argue that a terrorist attack in Spain caused tourist arrivals to drop by more than 140,000 and that the effects lasted for at least three months.

Enders *et al.* (1992) explore a number of terrorist attacks over a long period of time. They show that terrorist attacks deter tourism as revenues in the tourism industry fall even six to nine months after the attack. Goodrich (2002) describes the impacts of the September 11 terrorist attacks on

the US economy. He argues that the tragedy had been particularly adverse for the airline industry and the manufacture of airplanes. The hotel industry was also seriously damaged as during the first three months hotel bookings declined by 20 to 50 percent. Other economic sectors that were also hit were casinos, sports tourism, etc. He also found that some states suffered more than others as tourism is more important for their economy (e.g. Florida, California, and Nevada).

Pizam & Smith (2000) analyze terrorism events and their impact on tourist destinations and the tourism industry. They find that in three-quarters of terrorist events that occurred between 1985 and 1998, the acts caused a decline in tourism demand with the median length of 1 to 3 months, with more than one-third causing a decline of 4 to 6 months. On a broader note, Wall (1996) finds that instability and violence affect not only locations under conflict but also wider parts stretching to the whole region, country and neighboring countries.

The only study in tourism research that uses firm-level data and explores the influence of terrorist events is the one by Fleischer & Buccola (2002) who build a supply and demand model of the Israeli hotel industry where they measure how foreign tourists respond to terrorist events. Their results, although only marginally reflecting the effects of terrorism on tourism, show there is a large and statistically significant negative effect of terrorism in Israel on foreign demand quantity measured by overnight stays. Our research is probably closer to Collier & Duponchel (2013), who were the first to use firm-level data to study effects of war in Sierra Leone. They use the geographical variation in the magnitude of conflict to estimate the effect of violence on firm growth. They find that firms in areas that were more exposed to civil war were smaller firms.

3 Background of the NATO Bombing of Yugoslavian Territory

In the spring of 1998, the autonomous province of Serbia populated by up to 90% ethnic Albanians, Kosovo, was hit by conflict between the Albanian guerrilla movement, the Kosovo Liberation Army, and the Serbian police. In the aftermath of the demise of Yugoslavia and wars in Croatia and Bosnia and Herzegovina, the UN was on standby to stop a new war in the region. After the mediation broke down, in March 1999, NATO started the three-month long aerial bombardment of Yugoslavian territory (mostly Kosovo and Serbia). In June 1999, NATO and the Federal Republic of Yugoslavia agreed a withdrawal of Serb forces from Kosovo. At the time, Croatia directly bordered with the Republic of Serbia on the east of the country, while on the south, the Dubrovnik-Neretva county

bordered with the Republic of Montenegro (Figure 1).

Figure 1: Map of Affected and Surrounding Areas



Source: Google Maps.

Although there was no direct border with the autonomous province of Kosovo, the instability in the region at the time influenced the Croatian economy to a large extent, tourism in particular. Aggregate data suggest that tourist arrivals in 1999 dropped by 725 thousand and overnight stays by 4.726 million (almost entirely attributed to foreign tourists) when compared to the previous year. The following tourist season, 2000, in which the Kosovo-Serbia conflict ceased and 12 months after the NATO bombing, the number of tourist arrivals and overnight stays not only surpassed the level of 1999, but overshot the level of 1998, resulting in an annual increase in overnight stays amounting up to 12.057 million. To sum up, after the end of the war in Croatia in 1995, arrivals and overnight stays have been growing, except in 1999. When exploring possible reasons for such an irregularity in the data, one can think only of the NATO bombing of Serbia as it is a known fact

that instability, wars, and terrorism significantly affect tourism. Data for other economic sectors in Croatia at the time do not share the same pattern, which is reason more in favor of our hypothesis.

4 Methodology and Data

While the aggregate data indeed indicate an adverse effect of NATO bombing, one needs to control for other determinants of tourism performance in order to estimate the magnitude of the effect. Therefore, we turn to a firm-level dataset using the universe of Croatian firms and a more credible identification strategy. In this section we explain in detail the methodology behind the empirical strategy. First we establish the effect on the whole sector and we proceed to explore whether this effect is propagated by proximity to bombing sites.

In order to estimate and document the effect of NATO bombing on Croatian tourism performance, we use the difference-in-differences (DD) identification strategy (Angrist & Pischke, 2014). Intuitively, DD compares the differences between outcomes of a treated unit—in our case revenues of firms in the tourism sector—before and after the treatment (NATO bombing), with the outcomes of control units—firms in the manufacturing sector—before and after the treatment. Using this method we are able to control for the overall momentum of economic activity, thus extracting only the causal effect of NATO bombing on tourism.

More formally, we estimate the following equation:

$$Y_{istl} = \alpha + \beta \text{treat}_{is} + \gamma \text{post}_{it} + \delta_{DD} (\text{treat}_{is} \times \text{post}_{it}) + \phi' \mathbf{X}_{it} + \zeta_l + \eta_s + e_{istl} \quad (1)$$

where:

- Y_{istl} is the $\log(1 + \text{revenues})$ of a firm i in sector s in time t in location l .
- treat_{is} is an indicator if a firm i is in sector s which is treated. If a firm is in the tourism sector, treat_{is} takes value 1, and if the firm is in the manufacturing sector, treat_{is} takes value 0; therefore β reflects differences in log revenues between the two sectors.
- post_{it} is an indicator if a firm i is operating in treated time t . If a firm is operating in 1999, post_{it} takes value 1, and 0 otherwise; therefore γ reflects a common time change in log revenues of both sectors.
- $\text{treat}_{is} \times \text{post}_{it}$ is an interaction term which identifies the treatment. If a firm i is in the tourism sector in 1999, this interaction takes the value 1, and 0 otherwise—if any of the

two conditions is not met. Hence δ_{DD} is the causal parameter of interest—effect of NATO bombing on log revenues of firms in the tourism sector.

- \mathbf{X}_{it} , ζ_l and η_s are time-variant firm-level controls (employment, assets, and debt), location fixed effects, and sector fixed effects, respectively.

In order to estimate Equation 1 we use firm-level data obtained from annual balance sheets and profit and loss reports that are available for the universe of Croatian firms from 1993 to 1999. Apart from standard business indicators—revenues, profit, number of employees, assets, debt, capital, etc.—county and municipality identifiers are available for all firms which enables us to construct a measure of geographical proximity to NATO bombing sites and thus explore the adverse effect channel. Table 1 presents the summary statistics, while Figure 2 presents the histogram of log revenues of both treated and control firms.

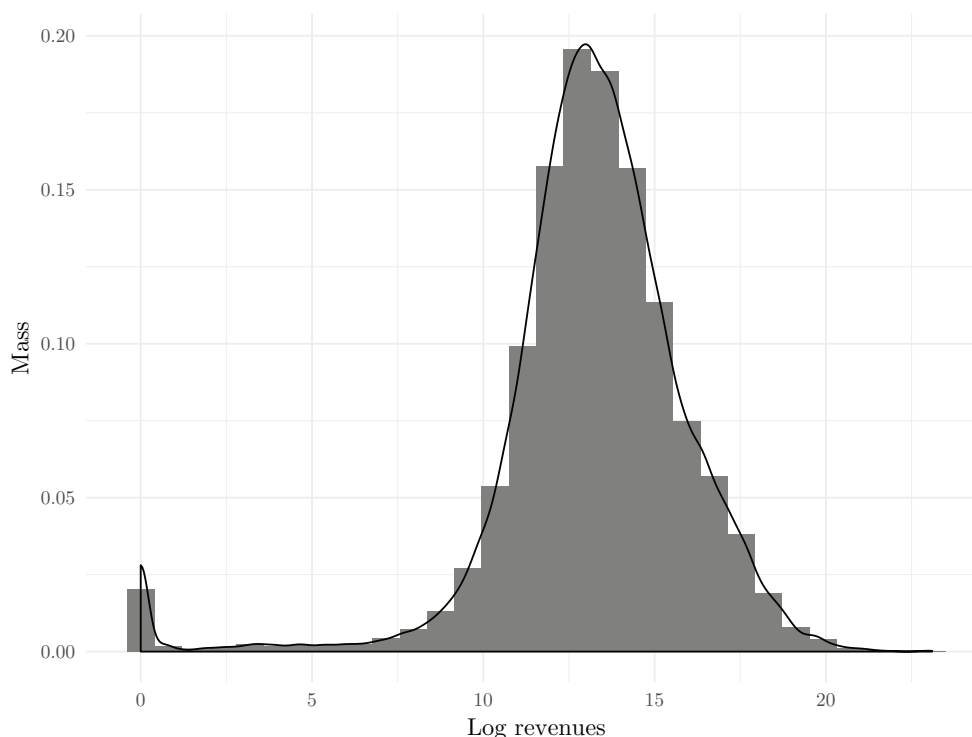
Table 1: Descriptive Statistics

	<i>1993–1999 sample (N=38,578)</i>		<i>1998–1999 sample (N=14,177)</i>	
	Mean	Std.dev.	Mean	Std.dev.
Log revenues	13.16	2.91	13.16	2.95
Treated sector	0.18	0.38	0.19	0.39
Treated period	0.19	0.39	0.52	0.50
Distance from Kosovo (in km)	514.58	87.75	514.95	88.63
Employees	26.67	90.35	23.55	81.90
Accommodation	0.04	0.21	0.04	0.21
Hotels	0.03	0.18	0.03	0.18
Vacation establishments	0.005	0.07	0.01	0.08
Camping sites	0.004	0.06	0.005	0.07
Other accommodation	0.002	0.04	0.002	0.04
Food and beverage	0.13	0.34	0.15	0.35
Restaurants	0.05	0.21	0.06	0.23
Catering	0.003	0.06	0.004	0.06
Beverage service	0.08	0.28	0.09	0.28
Adriatic region	0.32	0.47	0.33	0.47

4.1 Identification

A crucial assumption for identification of causal effects of NATO bombing on Croatian tourism outcomes is the parallel trend assumption. Intuitively, treated units—firms in the tourism sector—

Figure 2: Histogram of Log Revenues



Source: The Institute of Economics, Zagreb.

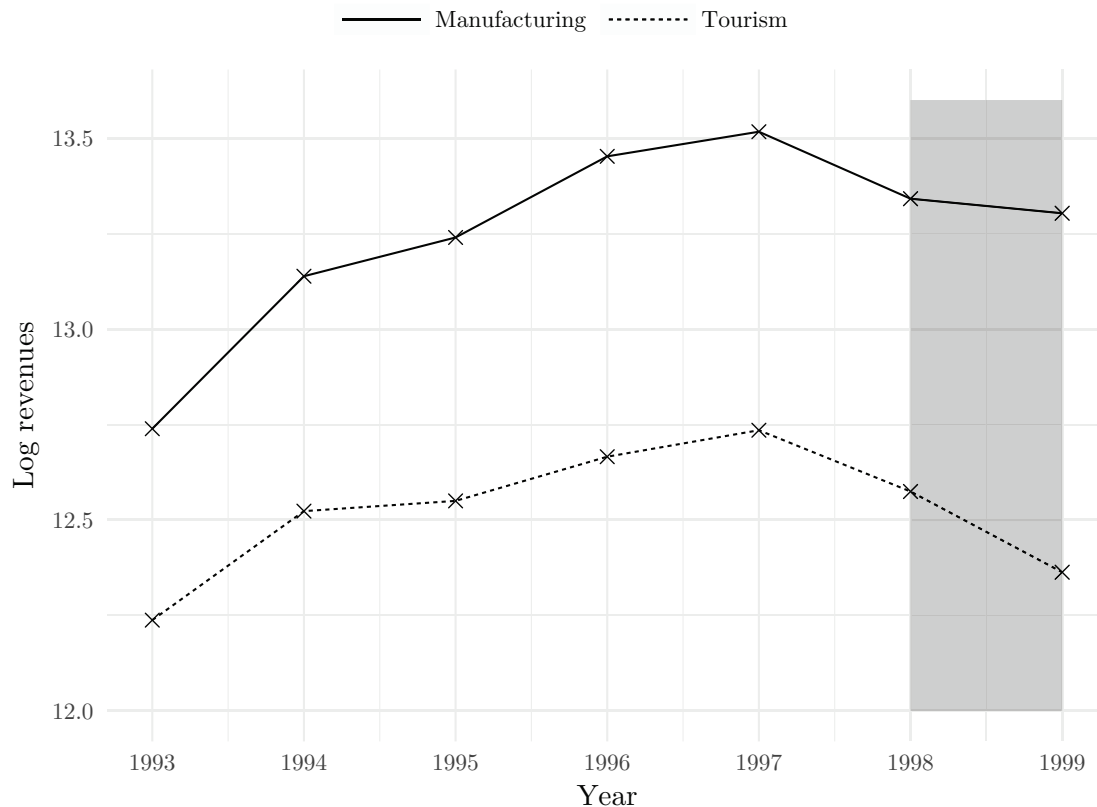
and control units—firms in the manufacturing sector—should have parallel pretreatment trends in terms of outcome. If this assumption holds, one can infer what an outcome of a counterfactual treated unit—outcome of a treated unit had the treatment not occurred—would look like. Therefore, the estimation of a causal effect would be a simple comparison of the outcome of the treated unit and the counterfactual outcome of the treated unit.

We take firms in the manufacturing sector as control units as we argue that manufacturing should not be affected directly by the NATO bombing. In order to reinforce the decision to take manufacturing as the nontreated sector, we show Figure 3 which clearly indicates that firms in tourism and manufacturing do follow a pretreatment parallel trend in terms of log revenues.

Although the validity of parallel trends enables us to estimate the causal effect of interest, we argue that the estimated object is in fact a lower bound of the effect of NATO bombing on Croatian tourism. Although the manufacturing sector should not be affected directly by war proximity, there are a number of general-equilibrium channels which could adversely affect the manufacturing businesses. For example, lower revenues from tourism might decrease internal demand for manufacturing products. Therefore, if the control units are adversely affected by the NATO bombing, then

the estimated effect is actually lower than the true effect. Hence, as we argue that war proximity did not affect manufacturing in a positive way, the true effect of NATO bombing on tourism-firm performance is at least equal to the estimates we present.

Figure 3: Revenues of Manufacturing and Tourism Industries



Source: The Institute of Economics, Zagreb.

Our identification strategy also uses two interesting characteristics of the quasi-experiment we explore. First, the NATO bombing of Serbia due to the Kosovo conflict happened exactly three months before the peak of the tourist season, from March to June 1999. This was a one-off event that appeared only in 1999 and that could affect only the tourist season of 1999. In the years before and after the conflict, tourism was growing steadily. Second, Croatian Adriatic counties (in which most of Croatian tourism is concentrated) have an interesting geography. The seven counties are stacked one on top of another starting with Istria on the north-west, reaching all the way to the Dubrovnik-Neretva county on the south-east. The distance between the utmost north and the utmost south point is more than 450 kilometers, which gives us substantial variation in proximity to NATO bombing sites (Figure 1).

These two characteristics enable an analysis of not only the size of the effect for different firms but also an analysis of potential channels through which conflict operates. Mainly, we are interested if the adverse effects are channeled through geographical proximity to the conflict-inflicted area.

5 Results

In this section we establish the effect of NATO bombing on revenues of firms in the tourism sector. Table 2 presents the results of estimating Equation 1 using different model specifications and time frames. In particular, models in columns (1) to (3) use a larger data sample—from 1993 to 1999, while models in columns (4) to (6) use a two-period model with only 1998 and 1999 data. Within the specific time frame, the models differ in terms of covariate inclusion: models in column (1) and (4) use no covariates, (2) and (5) include location and subsector fixed effects, while models in column (3) and (6) also include the number of employees, assets and debt (which could be viewed as bad controls as they could be affected by the treatment—bombing). We present results from different specifications in order to automatically embed robustness checks, but our preferred specification is presented in column (5).

Table 2 provides compelling evidence of severe significant adverse effect of NATO bombing on revenues of firms in the tourism sector. For example, our preferred specification, presented in column (5), indicates that tourism experienced a 16.6% drop in revenues due to NATO bombing. This effect is statistically significant at the 5% level and other specifications indicate that the effect is indeed adverse and significant, ranging from -16.6% to -23.4%. As already mentioned in the Identification section, we view this estimate as the lower bound of the true effect as the control units—firms in the manufacturing sector—could also be adversely affected by NATO bombing via general-equilibrium channels.

In order to document the effect in more detail, we also explore whether this overall effect is coming either from: (i) accommodation or (ii) food and beverage service activities (which are subcategories of the tourism sector according to the Croatian NACE classification). Tables 3 and 4, which present results using our preferred specification (Model (5)), indicate that overall adverse effects came mostly from accommodation activities, especially hotels, where revenues dropped by 33.6%. On the other hand, the effect on food and beverage service activities, although negative, is not statistically significant. The negative effect on beverage activities, i.e. bars and coffee shops, is

Table 2: Effect of Kosovo Bombings on Revenues in Tourism Sector

	<i>Dependent variable: log revenues</i>					
	<i>1993–1999 sample</i>			<i>1998–1999 sample</i>		
	(1)	(2)	(3)	(4)	(5)	(6)
Treated sector x Treated period	−0.234*** (0.076)	−0.191** (0.076)	−0.203*** (0.074)	−0.173** (0.070)	−0.166** (0.071)	−0.180** (0.071)
Treated sector	−0.706*** (0.078)	−0.643*** (0.152)	−0.587*** (0.147)	−0.767*** (0.091)	−0.793*** (0.182)	−0.739*** (0.176)
Treated period	0.008 (0.027)	0.036 (0.028)	0.035 (0.026)	−0.038 (0.027)	−0.029 (0.027)	−0.001 (0.027)
Employment	—	—	0.011*** (0.0004)	—	—	0.012*** (0.001)
Long-term assets	—	—	0.000 (0.000)	—	—	0.000* (0.000)
Long-term debt	—	—	0.000*** (0.000)	—	—	0.000* (0.000)
County fixed effects	No	Yes	Yes	No	Yes	Yes
Municipality fixed effects	No	Yes	Yes	No	Yes	Yes
3-digit NACE code effects	No	Yes	Yes	No	Yes	Yes
Observations	38,463	38,463	35,482	14,177	14,177	14,131

Note: Standard errors clustered at the firm level are in brackets.

*p<0.1; **p<0.05; ***p<0.01

statistically significant though, implying that adverse effects are dominantly coming from hotels, and alternatively from beverage activities. The result that the adverse effect in tourism is driven by a drop in revenues of accommodation business and not restaurant businesses could probably be explained by the fact that accommodation establishments are mostly frequented by foreign tourists while restaurants are visited by both domestic and foreign tourists, and for reasons other than tourism, e.g. business, leisure, everyday nourishment.

Figure 4 explores heterogeneous effects with respect to the pretreatment firm size in terms of employment. The results indicate that larger firms (50 or more employees) experienced the most drastic drop in revenues. Note that the absence of a significant effect for firms of smaller size might come from larger standard errors due to reduced sample sizes. We also inspect the heterogeneity of the effect with respect to ownership type (private vs. mixed/state-owned) and do not find any significant differences³.

Table 3: Heterogeneous Results: Accommodation and Subcategories

	<i>Dependent variable: log revenues</i>				
	All types of accommodation	Hotels	Vacation establishments	Camping sites	Other accommodation
Treated sector x Treated period	-0.293** (0.137)	-0.336** (0.159)	-0.236 (0.385)	0.351 (0.316)	-0.572 (0.731)
Treated sector	0.632*** (0.227)	1.466*** (0.230)	-1.785*** (0.601)	-0.473 (0.694)	-0.353 (0.608)
Treated period	-0.030 (0.027)	-0.029 (0.027)	-0.028 (0.027)	-0.028 (0.027)	-0.028 (0.027)
County fixed effects	Yes	Yes	Yes	Yes	Yes
Municipality fixed effects	Yes	Yes	Yes	Yes	Yes
Observations	12,094	11,908	11,553	11,526	11,490

Notes: Estimation includes the 1998–1999 period for all models. Columns two, three, four and five represent subcategories of the first column. Standard errors clustered at the firm level are in brackets.

*p<0.1; **p<0.05; ***p<0.01

³Figure is omitted due to brevity.

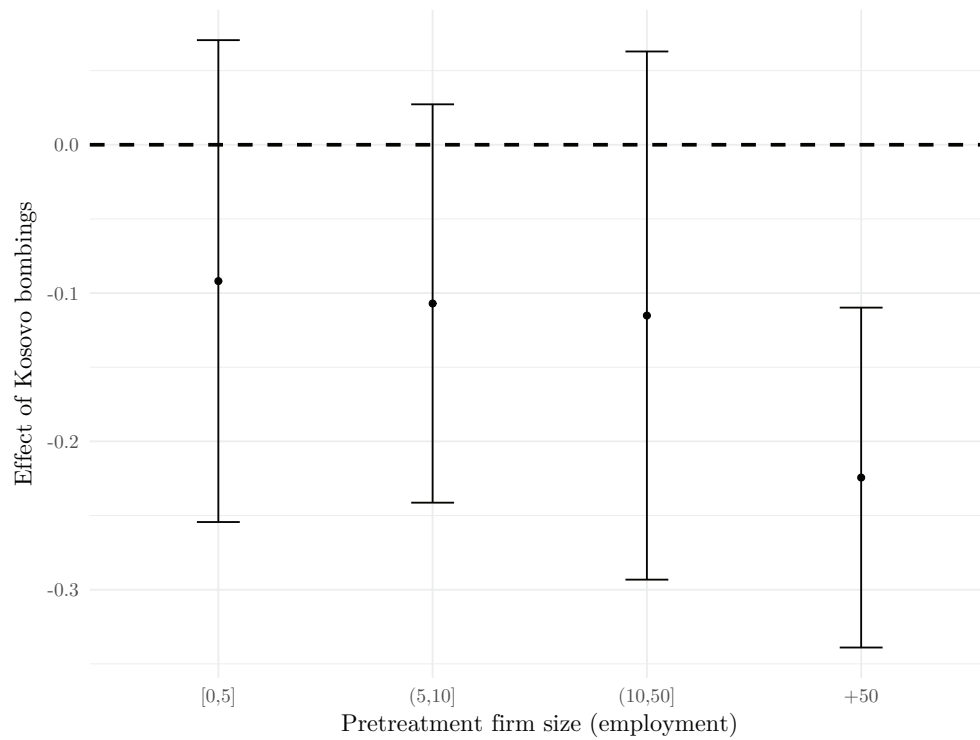
Table 4: Heterogeneous Results: Food and Beverage Service Activities and Subcategories

	<i>Dependent variable: log revenues</i>			
	All food and beverage service activities	Restaurants	Catering and other food service activities	Beverage service activities
Treated sector x Treated period	-0.113 (0.079)	-0.015 (0.140)	0.237 (0.273)	-0.195** (0.094)
Treated sector	-1.032*** (0.103)	-0.804*** (0.170)	-0.610 (0.686)	-1.174*** (0.121)
Treated period	-0.028 (0.027)	-0.028 (0.027)	-0.027 (0.027)	-0.028 (0.027)
County fixed effects	Yes	Yes	Yes	Yes
Municipality fixed effects	Yes	Yes	Yes	Yes
Observations	13,544	12,241	11,520	12,705

Notes: Estimation includes the 1998–1999 period for all models. Columns two, three, four and five represent subcategories of the first column. Standard errors clustered at the firm level are in brackets.

*p<0.1; **p<0.05; ***p<0.01

Figure 4: Revenues of Manufacturing and Tourism Industries



Notes: Dots present point estimates (δ_{DD} from Equation 1), while bars present 95% confidence intervals based on standard errors clustered on the firm level. Estimation is based on the model using the 1998–1999 sample, with county, municipality and 3-digit NACE fixed effects.
Source: The Institute of Economics, Zagreb.

6 Channel of Adverse Effect: Proximity or Perception

So far we have established that NATO bombing has indeed adversely affected the business performance of firms in the tourism sector. As presented in the previous section, this adverse effect is mostly generated in the accommodation service business (hotels) and in firms with 50 or more employees.

In this section we explore whether the channel of proximity is relevant in explaining the intensity of the effect within the country. We take advantage of the specific north-west to south-east orientation of Croatian Adriatic counties in order to analyze the effect of proximity using the following equation:

$$Y_{istl} = \alpha + \theta dist_{il} + \beta_1 treat_{is} + \gamma_1 post_{it} + \beta_2 (treat_{is} \times dist_{il}) + \gamma_2 (post_{it} \times dist_{il}) + \delta (treat_{is} \times post_{it}) + \lambda (treat_{is} \times post_{it} \times dist_{il}) + \zeta_l + \eta_s + \epsilon_{istl} \quad (2)$$

where all the variables are the same ones as in Equation 1, with addition of $dist_{il}$ which represents the geographical distance between firm i 's location l and the capital of Kosovo—Prishtina⁴. We construct this variable as the geographical distance between the centeroid of the municipality in which firm i reported its headquarters and the geographical location of Prishtina⁵. Therefore λ represents the intensity of the effect with respect to the proximity to bombing sites. Note that this estimation implies that the intensity is linear in its nature, an assumption we will depart from later on by adopting a more flexible estimation procedure.

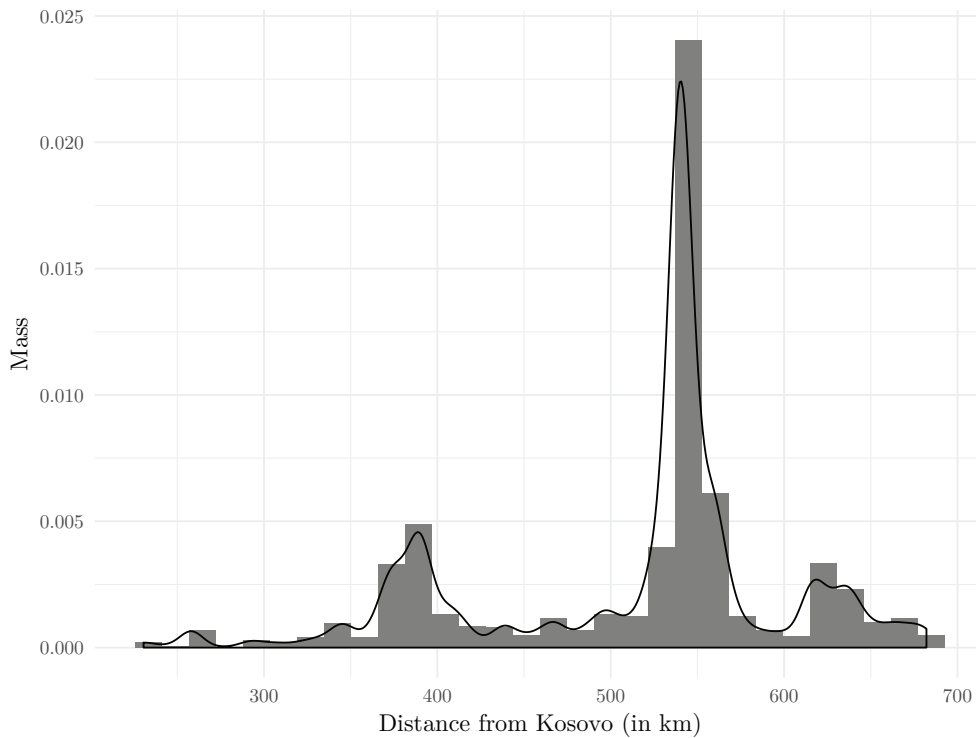
Before presenting the results of estimating Equation 2, we present the histogram of distance from Kosovo in kilometers (Figure 5). Distance ranges from 230.5 kilometers (Konavle in the Dubrovnik-Neretva county) to 682.5 kilometers (Umag in the Istria county), both of which are municipalities largely engaged in tourism activities. The spikes in the mass observed in Figure 5 come from the concentration of economic activity in particular locations. For example, firms are concentrated in and around the largest three cities in Croatia: Split (389 km distance), Zagreb (540 km distance) and Rijeka (615 km distance) which is reflected by spikes in the histogram of distance.

Results for Equation 2 are presented in Table 5. Columns (1) to (3) present the results for whole Croatia, while columns (4) to (6)—where we exploit the northwest-southeast orientation of the Croatian coast—contain only models which use the seven Adriatic counties. Models also differ in

⁴Note that we could have chosen other geographical locations, but the source of heterogeneity would not change, as using different locations to construct proximity would only be a monotonic transformation of the one we use.

⁵This implies that location fixed effects ζ_l cannot be at the municipality level as the municipality is used to construct the proximity to NATO bombing. Instead we use county fixed effects.

Figure 5: Histogram of Firm's Distance from Kosovo (in km)



Source: The Institute of Economics, Zagreb.

the inclusion of covariates. The results indicate that the intensity of the effect of NATO bombing on revenues of firms in the tourism sector does not significantly vary with distance from the bombing sites. The estimated effect cannot be statistically distinguished from zero in either of the specifications.

In order to further explore the nexus between the proximity and the adverse effect, we split our sample according to the distance from Prishtina and run our preferred specification. This enables us to explore this channel in a more flexible manner. Results for whole Croatia and for the Adriatic Croatia are presented in Figures 6 and 7, and they indicate that no significant heterogeneity, with respect to distance, is recorded. Although point estimates do differ, indicating that the strongest adverse effects were experienced by firms with headquarters 300 to 400 kilometers from Prishtina, the fact that the 95% confidence intervals overlap in each case suggests that we cannot reject the hypothesis that proximity is not relevant in explaining the intensity of the effect. While this might come from relatively high standard errors, we argue this evidence is compelling enough to conclude that within-country proximity to conflict is not a significant channel of the adverse effect.

Other evidence of the claim that proximity is not a significant channel of the adverse effect comes

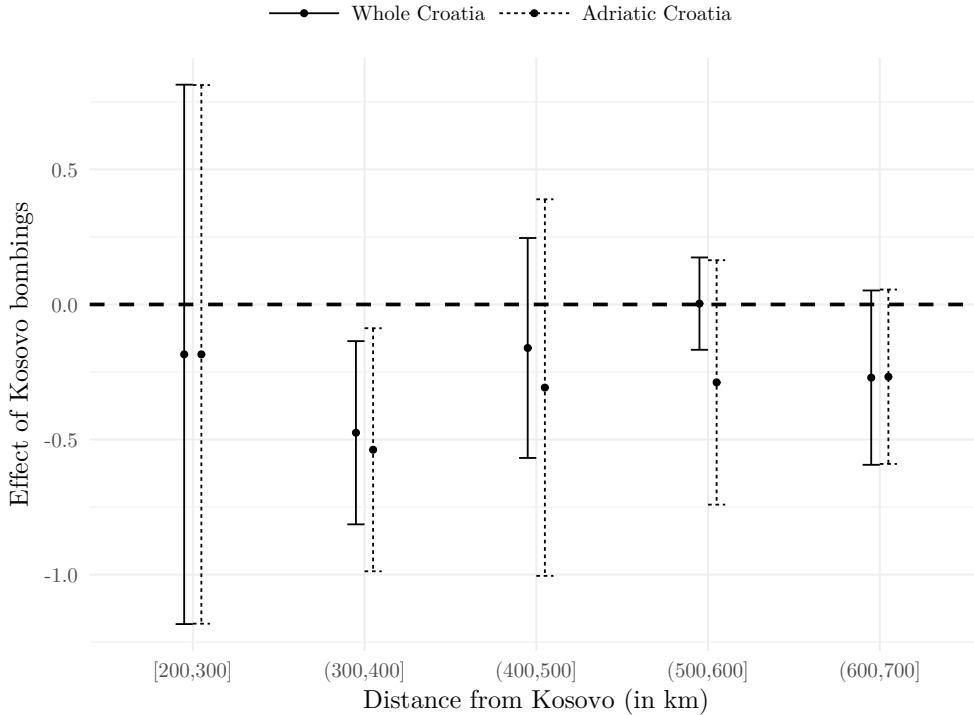
Table 5: Intensity of the Effect with Respect to Distance

	<i>Dependent variable: log revenues</i>					
	<i>Whole Croatia</i>			<i>Adriatic Croatia</i>		
	(1)	(2)	(3)	(4)	(5)	(6)
Treated sector x Treated period x Distance	0.001 (0.001)	0.001 (0.001)	0.001 (0.001)	-0.0001 (0.001)	0.00001 (0.001)	0.0001 (0.001)
County fixed effects	No	Yes	Yes	No	Yes	Yes
3-digit NACE code effects	No	Yes	Yes	No	Yes	Yes
Employment, assets and debt	No	No	Yes	No	No	Yes
Observations	14,177	14,177	14,131	4,714	4,714	4,700

Notes: Treated sector x Treated period x Distance is λ from Equation 2. Estimation includes the 1998–1999 period for all models. Estimates using the whole Croatia sample include all 21 Croatian counties, while Adriatic Croatia includes seven Adriatic counties. Standard errors clustered at the firm level are in brackets.

*p<0.1; **p<0.05; ***p<0.01

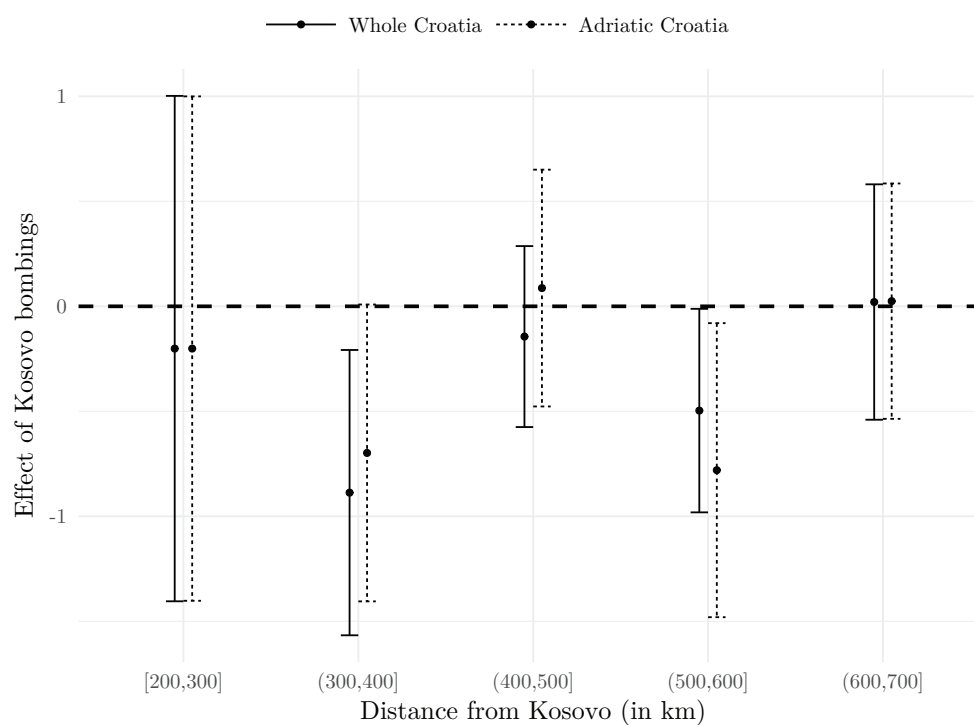
Figure 6: Distance from the Bombings and the Size of the Effect



Notes: Dots present point estimates (δ_{DD} from Equation 1), while bars present 95% confidence intervals based on standard errors clustered on the firm level. Estimation is based on the model using the 1998–1999 sample, with county and 3-digit NACE fixed effects.

Source: The Institute of Economics, Zagreb.

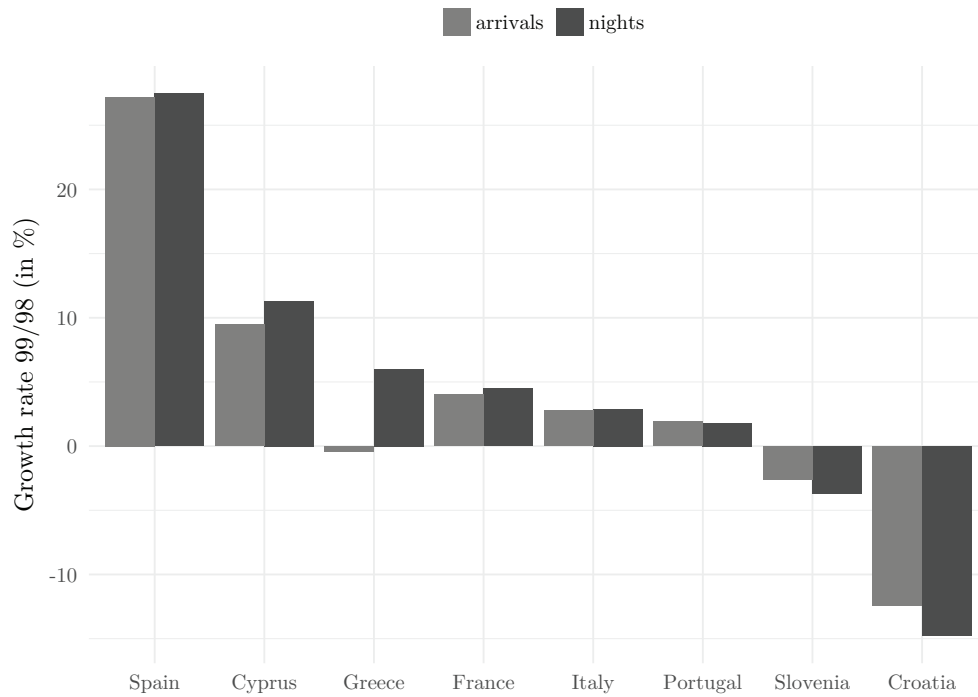
Figure 7: Distance from the Bombings and the Size of the Effect: Accommodation



Notes: Dots present point estimates (δ_{DD} from Equation 1), while bars present 95% confidence intervals based on standard errors clustered on the firm level. Estimation is based on the model using the 1998–1999 sample, with county fixed effects.

Source: The Institute of Economics, Zagreb.

Figure 8: Distance from the Bombings and the Size of the Effect: Accommodation



Source: Eurostat.

from outside Croatian borders. It seems that only one other competitor country (out of a pool of countries for which we have data) suffered losses during 1999. That country was Slovenia and in that year it lost around 45,000 tourists (Figure 8). Although the size of the impact in Slovenia was much smaller than in Croatia, we have to take into account that Slovenia is not as big a tourist destination as Croatia. All other countries from our sample recorded significant increases in the number of tourist arrivals and nights spent. These developments suggest that Slovenia as well as Croatia was perceived as an insecure destination, possibly as both countries were part of Yugoslavia (a country then being bombed by NATO) just eight years earlier.

Figure 8 also corroborates the absence of the 1998 Russian financial crisis effect on tourism in general. According to the figures for Spain, Cyprus, Greece, France, Italy, and Portugal, the Russian financial crisis did not have an adverse influence in 1998 as the recovery was swift.

7 Conclusion

In this paper we have tried to illuminate the impact of conflicts on consumer behavior on the tourism market. Although we do a single-country study and explore the Croatian tourism sector, we find that our study is relevant in an international context as well. Due to frequent crisis events in popular tourist destinations (e.g. attacks in Tunisia, Turkey, France, Spain, etc.), we believe our research can provide useful insights, despite the fact that we explore the impacts of a longer-term conflict that culminated in NATO military intervention.

The results we obtain are expected—there is a large negative effect of conflict on tourism—but we contribute to the literature by exploring whether the adverse effects within the country are channeled through proximity to conflict areas. By analyzing heterogeneous effects with respect to the distance of the firm from Kosovo, we argue that within-country proximity to conflict is not a significant channel through which the negative effect propagates. This essentially suggests that conflict or possibly even war, or an act of terrorism, has far-reaching effects that go beyond simple geographical proximity to the conflict. There are obviously other channels that drive tourists away from certain destinations, one of which may possibly be perception. We speculate that foreign tourists could have perceived Croatia as part of an unstable region as only a few years had passed since 1991 and the violent breakup of Yugoslavia. This view, driven by conflict more than 600 kilometers away, potentially led them away from Croatia as a tourism destination.

Apart from the novel channel of adverse effect of conflict on tourism, we also find this type of identification-based empirical work useful in tourism research. Using the difference-in-differences identification strategy enabled us to measure the causal effect on a tourism outcome, not just simple correlations, as is normally the case in tourism research. The approach taken here allows us to answer the “what if” type of questions, e.g.: “How many tourist arrivals would there have been if NATO had not bombed Kosovo?”. We believe that this research is just the beginning of extended use of identification-based empirical work in tourism research as the benefits are large—from valuable policy applications to deeper understanding of tourism.

References

- Angrist, Joshua D, & Pischke, Jörn-Steffen. 2014. *Mastering 'metrics: The path from cause to effect*. Princeton University Press.
- Collier, Paul, & Duponchel, Marguerite. 2013. The economic legacy of civil war: firm-level evidence from Sierra Leone. *Journal of Conflict Resolution*, **57**(1), 65–88.
- Enders, Walter, & Sandler, Todd. 1991. Causality between transnational terrorism and tourism: The case of Spain. *Studies in Conflict & Terrorism*, **14**(1), 49–58.
- Enders, Walter, Sandler, Todd, & Parise, Gerald F. 1992. An econometric analysis of the impact of terrorism on tourism. *Kyklos*, **45**(4), 531–554.
- Fleischer, Aliza, & Buccola, Steven. 2002. War, terror, and the tourism market in Israel. *Applied Economics*, **34**(11), 1335–1343.
- Goodrich, Jonathan N. 2002. September 11, 2001 attack on America: a record of the immediate impacts and reactions in the USA travel and tourism industry. *Tourism Management*, **23**(6), 573–580.
- Institute for Economics and Peace. 2016. *Global Terrorism Index 2016: Measuring and Understanding the Impact of Terrorism*.
- Lamotte, Olivier. 2012. Disentangling the impact of wars and sanctions on international trade: evidence from former Yugoslavia. *Comparative Economic Studies*, **54**(3), 553–579.
- Pizam, Abraham, & Smith, Ginger. 2000. Tourism and terrorism: A quantitative analysis of major terrorist acts and their impact on tourism destinations. *Tourism Economics*, **6**(2), 123–138.



ISSN 1846-4238

9 771846 423001

